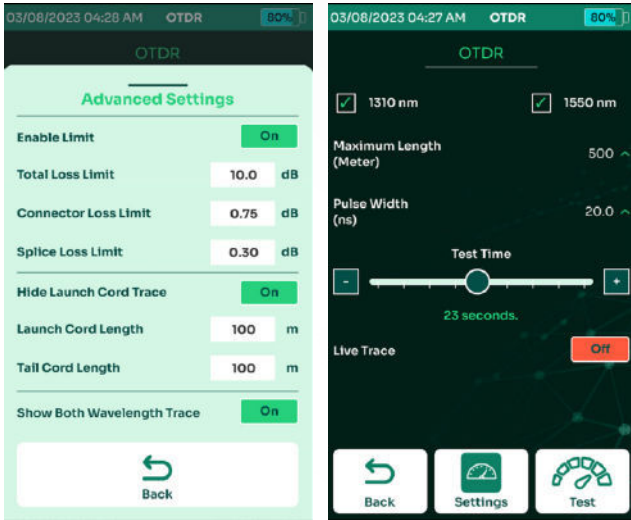




AEM Multimode & Singlemode OTDR Test Adapters



Advanced Settings

Settings

AEM is committed to protecting your investment and makes every effort to provide simple and cost-effective pathways to expand your AEM test equipment as we introduce new testing capabilities. To that end, AEM recently introduced Optical Time Domain Reflectometer (OTDR) hot swappable Multimode and Singlemode OTDR test adapters, providing users with enhanced troubleshooting functionality and helping technicians in the field to quickly locate broken fibers or identify loss events that lead to optical loss test failures.

Enhance your fiber optic testing capabilities with AEM's Multimode (AD-OTDR-U-850_1300) and Singlemode (AD-OTDR-U-1310_1550, AD-OTDR-U-1310_1625) OTDR test adapters. With seamless integration into the TestPro and Network Service Assistant (NSA) handsets. These adapters empower technicians to swiftly identify and address fiber faults, ensuring optimal performance and reliability of the network infrastructure.

AD-OTDR-U-850_1300

Multimode OTDR Test Adapter Kit



AD-OTDR-U-1310_1550 (shown), also available as AD-OTDR-U-1310_1625

Singlemode OTDR Test Adapter Kit



SCAN QR CODE
to watch demo video
of OTDR Test Adapters



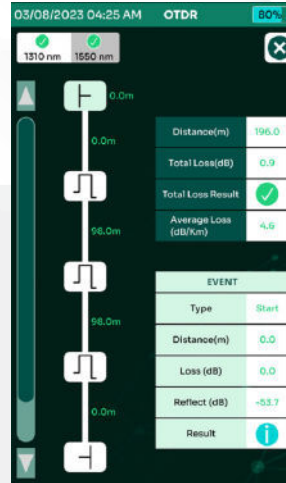


HIGHLIGHTS

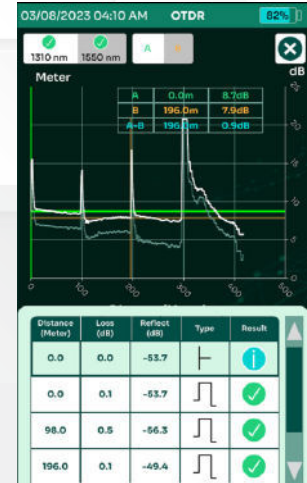
Compatibility: The Multimode and Singlemode OTDR test adapters are compatible with TestPro and Network Service Assistant (NSA) test platforms.

Troubleshooting Functionality: Pinpoint the precise location of broken fibers or loss events, facilitating quick and efficient fault identification.

Easy to Use: Technicians can easily connect the hot swappable test adapters without having to power down the test equipment when changing test adapters. The test equipment will recognize the adapter and prompt user for quick reboot. A simple workflow makes it easy to quickly understand and master.



Event Map



Event Table

Printed Reports: At the completion of a test, you have the option to save the test result to memory for later upload into the included TestDataPro results management database.

Tier-2 Certification Capability: When an OTDR trace is combined with TestPro’s Multimode and/or Singlemode Tier-1 Optical Loss Certification, Tier-2 Certification can be achieved. This is applicable in TestPro only.

SPECIFICATIONS

Parameter	Multimode	Singlemode
Wavelength Range	850nm +/- 10nm	1310 +/- 25 nm
	1300nm +35/-15nm	1550, 1625 +/- 30 nm
Compatible Fiber type	50/125 μm, 62.5/125 μm for multimode	Single mode
Event Dead Zone	1m typical for 850 nm, 1m typical for 1300 nm	0.6m typical for 1310 nm, 0.6m typical for 1550nm and 1625nm
Attenuation Dead Zone	2.5m typical for 850 nm, 4.5m typical for 1300 nm	3.6m typical for 1310 nm, 3.7m typical for 1550nm and 1625nm
Dynamic Range	25dB for 850nm, 27dB for 1300nm	29dB for 1310nm, 27dB for 1550nm and 1625nm
Max Distance Range Setting	40 km	130 km
Distance Measurement Range	9km for 850nm, 35km for 1300nm	80km for 1310nm, 130km for 1550nm and 1625nm
Reflectance Range	-14 dB to -57 dB for 850nm, -14 dB to -62 dB for 1300nm	-14 dB to -65 dB for 1310nm, -14 dB to -65 dB for 1550nm and 1625nm
Pulse Width	3, 5,10, 15,...,24995, 25000 nsec	3, 5,10, 15,...,24995, 25000 nsec